



Year 1 DT





Hello! This year we will be working on our scissor skills to cut our Christmas designs out of fabric. You will learn how to thread a needle and look at different types of fabric too.

In cookery, our school cook has asked us to create a delicious healthy salad for lunch time.

In our final term, we will use lots of recycled materials to create a sturdy and stable packed lunch box for Pirate Paddy. We can't wait to get creative together!

Books to consider



Term 1 Textiles



Creating a Santa Fabric Face

You will design a Fabric Santa or Reindeer face to sell at the Christmas Fair.

You will talk about and share your ideas through drawing. You will need to select and use a basic range of tools and materials to create your festive piece.



Key Vocabulary

Term 2 Cooking

Making delicious healthy salad

Choose and prepare foods that are good for me.

You will begin to understand that all food comes from plants or animals.

You will begin to develop peeling and chopping skills when preparing your salad.



Term 3 Design & Make

Creating a sturdy packed lunch box for Paddy the Pirate

Join materials and components in different ways to make my lunch box.

Look at and compare a range of packed lunch boxes and bags.

Evaluate my product, saying what I like and dislike and how I can make it better.



hygiene
protein
disable
evaluate
materials
waterproof
reclaimed
recycled
improvements
fabric
sturdy
stiffer
stronger
peeling
chopping
preparing



Year 2 DT




During our textiles topic, I would like you to design festive bunting. You will learn how to do a simple running stitch to join the ribbon to your triangle fabric piece.

Aldi has asked us to create a delicious new dip for summer. We will be tasting lots of their existing dips to find out which one is the class favourite.

For our final topic, we will be making a moving picture using different components and joining methods. Lots of fun to be had!

Books to consider



Term 1 Textiles



Christmas Bunting

You will design a festive Christmas bunting.

You will be able to develop ideas through talking, drawing, using mock-ups and ICT.

You will be shown how to thread a needle.

You will learn how to perform a running stitch.

You will evaluate your bunting, suggesting ways in which it can be improved and make changes where necessary.



Key Vocabulary

Term 2 Cooking

Dips and Dippers

You will choose and prepare foods that are good for you and know where my food comes from.

You are going to explore different dippers and describe them.

You will explore different food groups and why it is important to make healthy choices.

You will evaluate your dip.



Term 3 Design & Make


Moving Pictures- Traditional Tales

You will explore and evaluate existing moving picture books.

You will use a mechanism in your product such as a lever or a pivot.

You will make a wheel mechanism in your picture design.

You will follow your design and evaluate it once finished.



- embroidery needles
- threads
- mechanism
- pivot
- lever
- wheel mechanism
- evaluate
- annotate
- improve
- design criteria
- ingredients
- method
- carbohydrate
- balanced
- diet
- varied



Year 3 DT





During our Textiles topic, we will be making a Christmas cracker decoration for a table setting. You will choose your fabrics and follow a pattern for your design.

In cookery, we will be taking a trip to Lidl to find out about different types of bread. We will be tasting bread to find out your favourite before making your very own loaf.

You will design and make a mini greenhouse for a small plant to grow. We will study design, materials and structure in this topic.

Books to consider



Term 1 Textiles



Fabric Christmas Cracker

You will begin to thread a needle independently.

You are going to use a running stitch to join fabrics together and be introduced to a back stitch.

You will apply decoration to your cracker using beads and buttons.



Key Vocabulary

Term 2 Cooking

The Great Bread Bake Off

You will take a trip to Lidl bakery to talk to staff about how their bread is made.

You will learn about the different ingredients used to make bread.

You are going to prepare the ingredients from a recipe and use available equipment to cook your bread.



Term 3 Design & Make

Mini Greenhouse

You will analyse and evaluate the features and purpose of a greenhouse.

You will test out different ways to make your structure strong and sturdy.

You will choose materials suitable for your greenhouse.

You will design and make a mini greenhouse.



running stitch
back stitch
decoration
cutting
pinning
joining
design criteria
evaluate
kneading
rising
fermentation
cooling
structure
sturdy
strengthen



Year 4 DT



In textiles, you will design and make a Christmas decoration using different sewing methods. We will be using fabric pens and paint to create your festive design.

During our cookery topic, we will be using ingredients we have grown to make delicious sauces and smoothies. You will understand seasonality, and know where and how a variety of ingredients are grown and processed.

In our final topic, we will be using our knowledge on electronics to design and make a lamp using a switch. We will learn about the history of the light bulb and how it impacts our daily lives today.

Books to consider



Term 1 Textiles



Christmas Tree Decoration

You will explore and analyse different types of fabric decorations. You will be looking at different joining and sewing methods. You will design your decoration and use your pattern to create your design.

You will use fabric pens. Once finished you will evaluate your design to see where you could make improvements.



Key Vocabulary

Term 2 Cooking

Edible Garden

You will take a trip to Pelaw Allotments to find out about what people grow.

You will be growing different ingredients to use in recipes.

You are going to prepare multiple ingredients from a recipe.

You will use more than one method to prepare and cook ingredients, such as chopping, cutting or using blender.



Term 3 Design & Make

Battery Operated Lights

This unit gives you opportunities to enhance your knowledge and understanding of electrical systems.

You will learn about parallel circuits and different types of switches. You will then design and make a battery-operated light that will be controlled by a homemade switch. You will decide upon the design criteria for the light by considering who will use it, where it will be used and what for.



- conductor
- insulator
- circuit
- component
- electricity
- decorative
- function
- silk
- back stitch
- running stitch
- hem
- organic
- chopping
- blending
- polytunnel
- herb
- millilitre/ litre



Year 5 DT



This year in textiles I will be asking you to bring into school an unused, plain t-shirt so that you can carry out your tie-dye design.





We will then transform this new fabric into a stocking.

During cookery, we will work with Bambling's Pelaw to produce sensational soups for residents at McErlane Square. You will research different ingredients used in soups and create a recipe card too.

This year we will be looking at bridges. We will take a trip to Gateshead Quays to observe, analyse, and compare our local bridges.

You will then create your moving bridge using a lever system.

Books to consider



Term 1 Textiles



Christmas Stocking

You will follow a pattern to create your stocking.

You will join fabrics together using a running and back stitch.

You will use different methods to change your fabric such as tie dye.

You will create a fastening for your stocking

You are going to apply decorations to your product using a range of joining methods.



Key Vocabulary

Term 2 Cooking

Sensational Soups

What soups have you eaten and which are your favourite?

What ingredients do you think are in the soups?

Where in the world do you think each of the soup recipes was designed?

You will understand the importance of a healthy, balanced diet.

You will prepare and cook your soup using a range of techniques.

You will understand seasonality and where your food comes from.



Term 3 Design & Make

Building Bridges

You will use materials to design and build bridge structures and learn how they are constructed and how they are strengthened, stiffened or reinforced

You will learn about different types of bridges and the forces acting on them.

You will look at movable bridges such as the Swing Bridge and Millennium Bridge. You will use this knowledge to build your own movable bridge using levers.



fastening
joining methods
tie dye
texture
pattern
simmer
organic
seasonality
texture
aroma
taste
grating
slicing
savory
suspension
tension
compression
force



Year 6 DT






This year we will be thinking about how we can look after our planet and become more sustainable by recycling. With this in mind, we will be using old clothes as fabric to create a festive gift bag. We will use applique to layer fabrics and add decoration too.

In cookery, we will look at how we can use eggs to create delicious, healthy meals on a budget. We will also explore different egg-based recipes from around the world.

For a final topic we will be using woodwork skills and tools to construct a bird house. Once finished we will evaluate and promote your finished product.

Books to consider



Term 1 Textiles



Old Clothes Upcycled Christmas Gift Bag

You will sew hems on an item made using textiles; to add design details.

You will select decorations aimed at my target market thinking about colours, patterns, and textures.

You will consider functionality when selecting fastenings

You will refer to your design criteria to support choices of fastenings and stitches. Once finished you will be able to explain how effectively your design meets the design criteria and how you could make improvements.



Key Vocabulary

Term 2 Cooking

Eggsellent Eggs

You will learn how to create healthy balanced dishes on a budget. You will create these dishes using eggs from Bill Quay farm.

You will understand how seasonality affects the availability of produce. You will apply your knowledge of a healthy diet to prepare and cook a variety of balanced dishes, selecting the appropriate cooking tools and techniques.



Term 3 Design & Make

Build a Birdhouse

You will investigate the appearance and function of a variety of different birdhouses.

You will draw a diagram for your construction using ICT.

You will learn how to measure, cut and drill wood using a range of tools.

You will look at the structure of your design and ensure it is strong and sturdy. Once finished, you will use retail ideas to promote your birdhouse to a prospective buyer.



- design criteria
- functionality
- hem
- fastening
- commercial
- reusable
- upcycle
- design specification
- seasonality
- produce
- availability
- budget
- wood
- hammer
- joining

